



CYPRIMUM
THERAPEUTICS

Corporate Presentation

August 2024

► Forward Looking Statements

Some statements in this presentation that are not descriptions of fact may be forward-looking statements, for which we claim the protection of the safe harbor for forward-looking statements contained in the Private Securities Litigation Reform Act of 1995. Such statements include, but are not limited to, any statements relating to our growth strategy, products and product development programs. Forward-looking statements are based on management's current expectations and are subject to risks and uncertainties that could negatively affect our business, operating results, and financial condition. Factors that could cause actual results to differ materially from those currently anticipated include: risks relating to our growth strategy; government regulation; our ability to obtain, perform under and maintain financing and strategic agreements and relationships; risks relating to research, development and manufacturing activities; uncertainties relating to preclinical and clinical testing; risks relating to regulatory approvals and eligibility of our product candidates under certain government regulations; risks pertaining to drug safety; our dependence on third-party suppliers; our ability to attract, integrate, and retain key personnel; our need for additional funds; patent and intellectual property matters; competition; as well as other risks described in the Securities and Exchange Commission filings of our parent, Fortress Biotech, Inc. We expressly disclaim any obligation or undertaking to release publicly any updates or revisions to any forward looking statements contained herein to reflect any change in our expectations or any changes in events, conditions or circumstances on which any such statement is based, except as may be required by law. The information contained herein is intended to be reviewed in its totality, and any stipulations, conditions or provisos that apply to a given piece of information in one part of this presentation should be read as applying mutatis mutandis to every other instance of such information appearing herein.

► Company Highlights

- **Cyprium Therapeutics** is a rare disease company with a focus on the development and commercialization of novel therapies for Menkes disease, a rare and fatal pediatric disease in copper metabolism.



- **AAV-ATP7A Gene Therapy** ODD





- Preclinical and has been granted Orphan Drug Designation from FDA
- **Expects to nominate candidate for clinical development in 2024**



- **CUTX-101 (Copper Histidinate Injection)** ODD FT RPD BTD OMP

- **Cyprium completed Asset Transfer to Sentynl Therapeutics, Inc. in December 2023**
 - Sentynl to complete development of CUTX-101 and responsible for commercialization
 - Sentynl also continues CYP-001 (Intermediate-Size Expanded Access Protocol (NCT04074512)) to provide CUTX-101 for newly diagnosed Menkes disease patients
- **Received \$4.5M milestone; Cyprium remains eligible to receive royalties and up to \$129M in aggregate development and sales milestones**
- **Cyprium retains 100% ownership over any FDA Priority Review Voucher (PRV) that may be issued**
- **Rolling NDA submission expected to complete in 2024**
- Previously reported positive topline clinical efficacy data showed a nearly 80% reduction in the risk of death (Hazard Ratio = 0.21, $p < 0.0001$)
- FDA granted Breakthrough Therapy, Orphan Drug, Fast Track, and Rare Pediatric Disease Designations

▶ Copper is Required in Human Development and Health

	Biological Functions	Copper Containing Proteins
	Brain Development	
	Catecholamine production	Dopamine β -hydroxylase
	Mitochondrial respiration	Cytochrome C oxidase
	Iron and copper transport	Ceruloplasmin
	Peptide amidation	Peptidylglycine α -amidating monooxygenase
	Antioxidant defense	Superoxide dismutase
	Connective tissue formation	Lysyl oxidase
	Pigment formation	Tyrosinase

Source: de Bie, et al, 2007; Image source: freepik.com

Menkes Disease is a Rare Pediatric Disease Causing a Disorder of Copper Metabolism

Menkes Disease

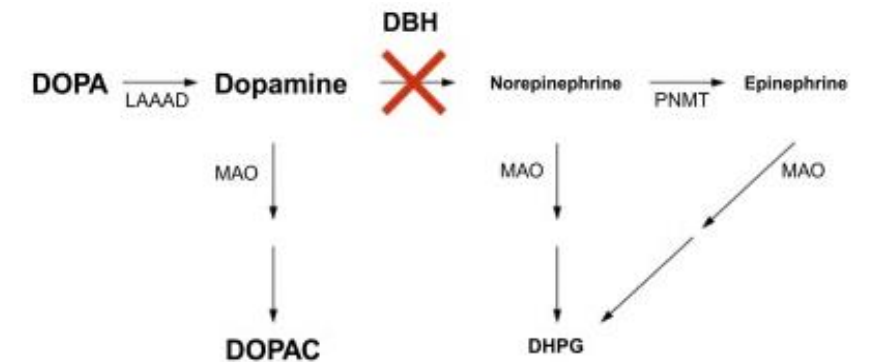
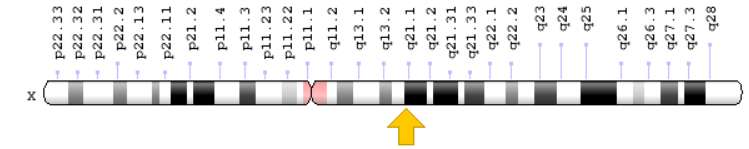
- First described by Dr. John Menkes in 1962
- X-linked recessive disease: affecting mostly boys
- Minimum birth prevalence for Menkes disease believed to be 1 in 34,810 live male births, but could potentially be as high as 1 in 8,664 live male births, higher than previously recognized
- Disorder of copper metabolism caused by mutations in the Copper transporter ATP7A
- **If untreated, premature death ~ 3 years**

Distinctive clinical phenotypes

- Sparse, depigmented hair (“kinky hair”)
- Onset of neurologic symptoms: seizures, hypotonia, and developmental delays
- Failure to thrive
- Connective tissue problems

Diagnosis

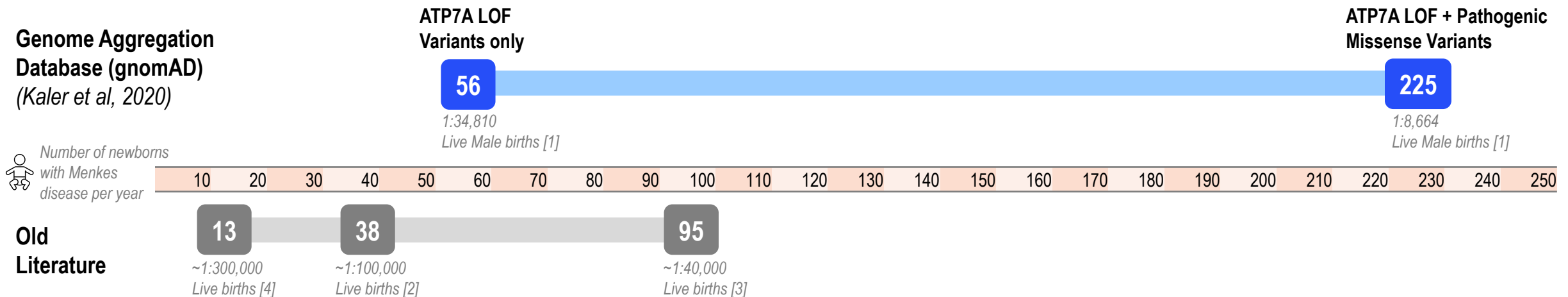
- Low serum copper and ceruloplasmin levels
- Abnormal catecholamine levels
- ATP7A gene sequencing confirmation



▶ Menkes Disease is Under-estimated and Under-diagnosed

New study estimated birth prevalence of Menkes disease based on the Genome Aggregation Database

- Accessed Genome Aggregation Database (gnomAD) at MIT/Broad Institute → over 200,000 ATP7A alleles
- Identified 1,106 ATP7A variants
 - 4 Loss-of-Function (LOF) variants → 4 alleles → 1:34,810 live male births → **56 patients per year**
 - 28 potentially pathogenic missense variants (PolyPhen-2) → 12 alleles with high confidence (REVEL >0.85)
 - Including both LOF and pathogenic missense variants → 1:8,664 live male births → **225 patients per year**
- Newborn screening (NBS) will likely increase the number of Menkes disease patients identified and allow early diagnosis and treatment with CUTX-101



References: [1] Kaler, et al, 2020; [2] Kaler, SG, 1998; [3] Danks DM, 1971; [4] Tonnesen et al 1991

Potentials of gnomAD and Newborn Screening to Discover More Patients in Rare Pediatric Diseases

- Kaler 2020 study applied the same approach to a different X-linked recessive disorder, Duchenne Muscular Dystrophy (DMD), for which incidence data are better established due to longer lifespan.
- Analysis of gnomAD database entries for the DMD locus indicated 19 unequivocally loss-of-function alleles out of a total of 204,738 sequenced → predicted birth prevalence of DMD equals 1 in 7,246 live male births, in reasonable agreement with population-based estimates (1 in 5,000 newborn males) [1]
- Newborn screening detected a higher than previously estimated prevalence:
 - **Fabry Disease:** 1 in 8,454 in NBS [2] vs 1 in 40,000 to 60,000 males [3]
 - **Pompe Disease:** 1 in 21,979 in NBS [2] vs 1 in 40,000 births [4]

References:

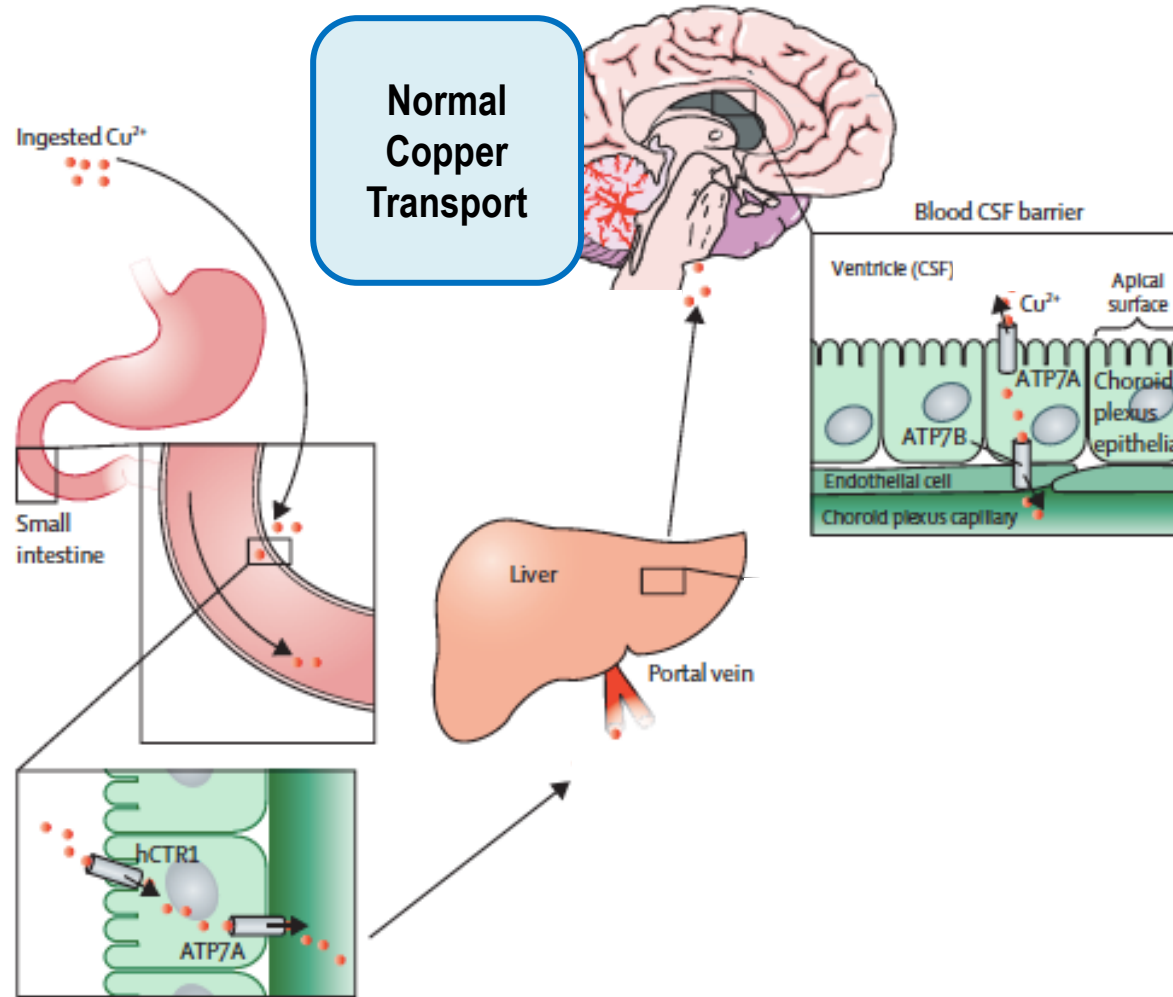
[1] Kaler, et al, 2020

[2] Burton et al, 2017

[3] <https://rarediseases.org/rare-diseases/fabry-disease/>

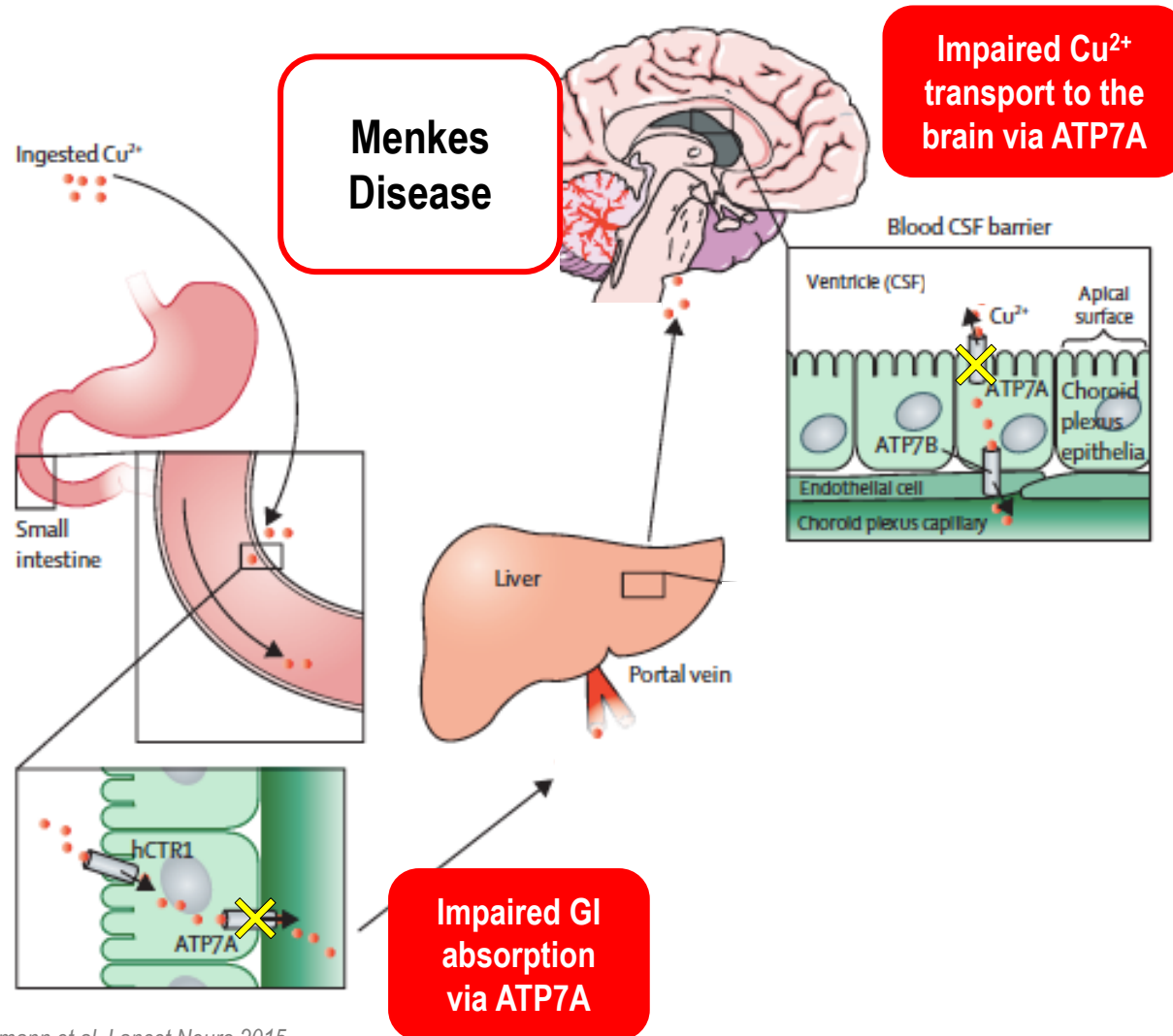
[4] <https://rarediseases.org/rare-diseases/pompe-disease/>

▶ ATP7A is Critical for Copper Transport to the Brain & GI



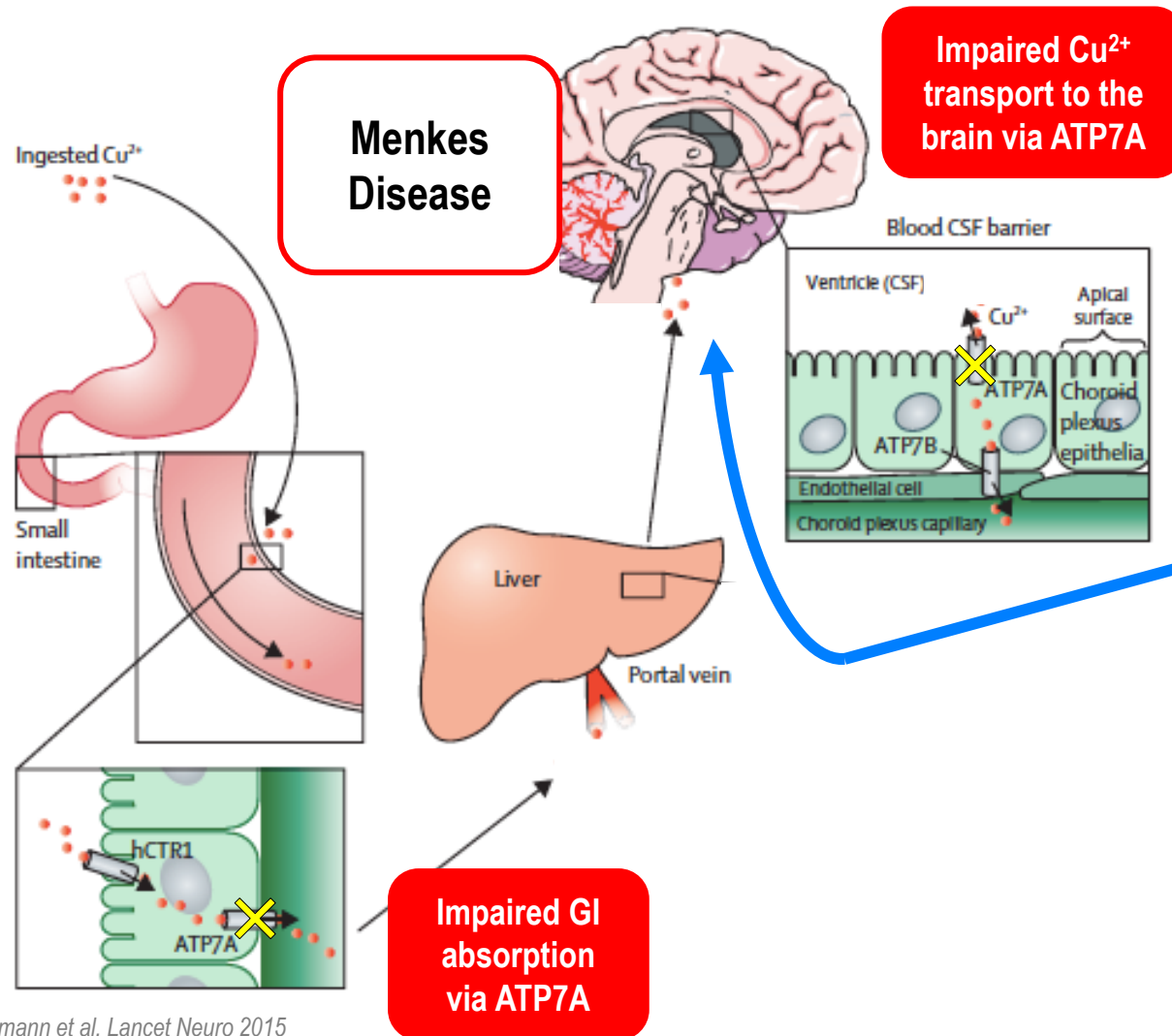
Adapted from: Bandmann et al, Lancet Neuro 2015

▶ Copper Transport is impaired in Menkes Disease



Adapted from: Bandmann et al, Lancet Neuro 2015

Therapeutic Strategy for Menkes Disease: CUTX-101 (Copper Histidinate)



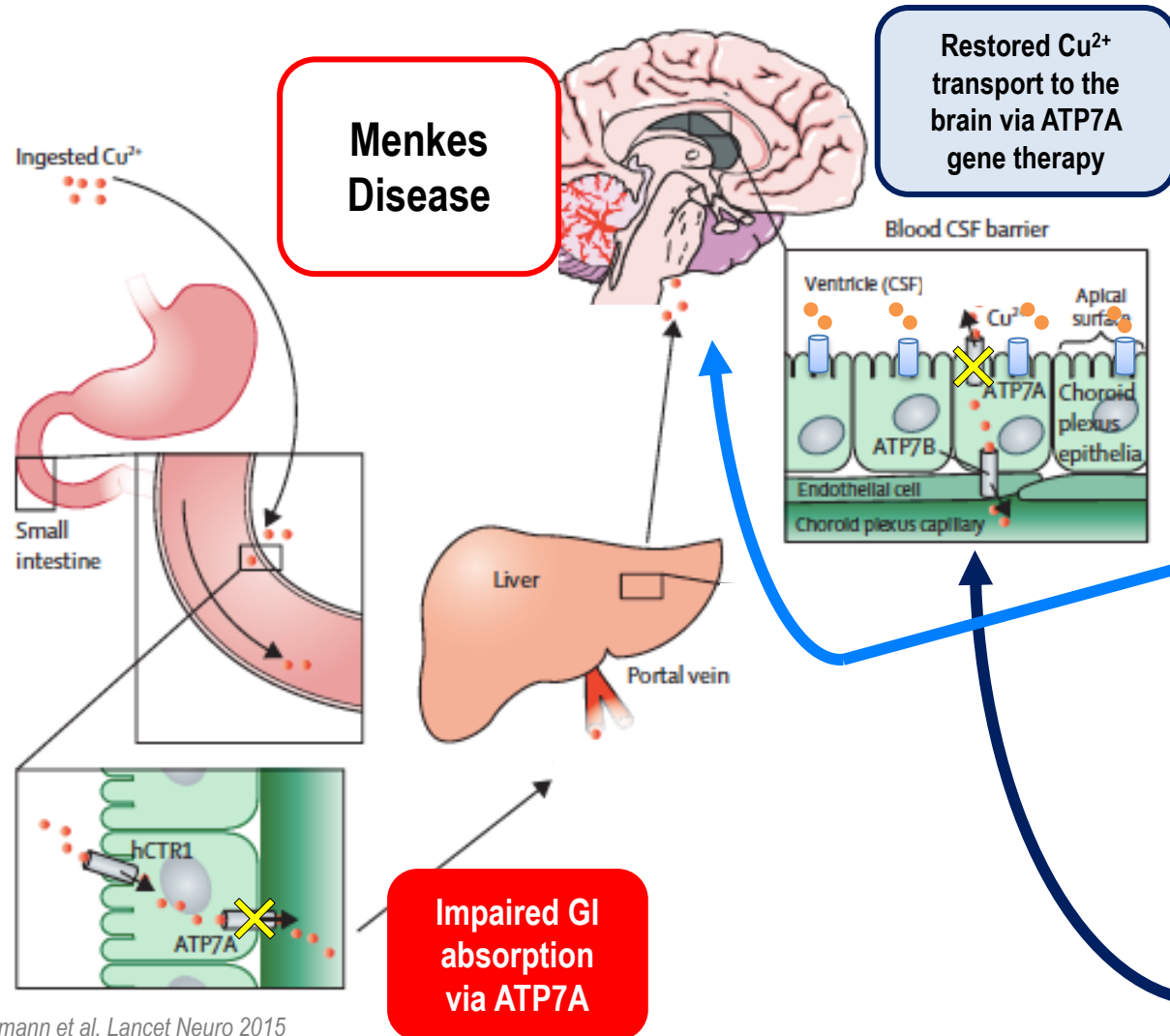
- 1 CUTX-101 Copper Histidinate [1]**
- SC injection to replenish CuHis
 - Bypass GI absorption of Cu^{2+} (impaired in Menkes patients)
 - Better tolerability (pH 7.4)
 - May not be sufficient alone in some Menkes patients

- ◆ Positive topline clinical efficacy data
- ◆ Rolling NDA Submission ongoing
- ◆ Expanded Access protocol ongoing

Adapted from: Bandmann et al, Lancet Neuro 2015

[1] Cyprrium completed Asset Transfer to Sentyln Therapeutics in December 2023

Therapeutic Strategy for Menkes Disease: CUTX-101 (Copper Histidinate) + AAV-ATP7A Gene Therapy



1

CUTX-101 Copper Histidinate [1]

- SC injection to replenish CuHis
- Bypass GI absorption of Cu^{2+} (impaired in Menkes patients)
- Better tolerability (pH 7.4)
- May not be sufficient alone in some Menkes patients

- ◆ Positive topline clinical efficacy data
- ◆ Rolling NDA Submission ongoing
- ◆ Expanded Access protocol ongoing

2

AAV-ATP7A Gene Therapy

- Codon-optimized reduced-sized ATP7A to be delivered via AAV vector (Preclinical)
- May restore Cu^{2+} transport
- Will need CUTX-101 injections

Preclinical

Adapted from: Bandmann et al, Lancet Neuro 2015

[1] Cyprrium completed Asset Transfer to Sentyln Therapeutics in December 2023

► Compelling Top-Line Clinical Efficacy Data for CUTX-101

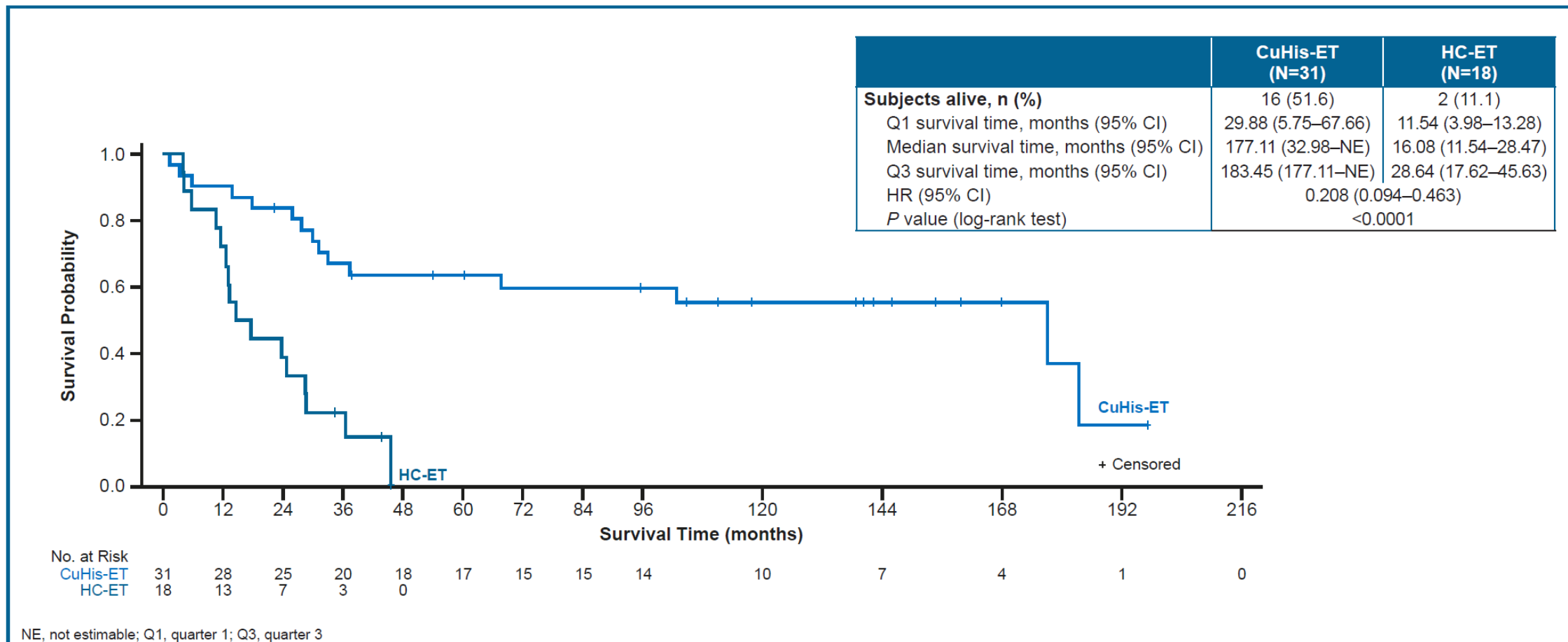
	Early-Treatment (ET) Cohort		Late-Treatment (LT) Cohort	
	CuHis-ET (n=31)	Historical Control (HC-ET) (n=18)	CuHis-LT (n=35)	Historical Control (HC-LT) (n=17)
Median Overall Survival	14.8 years (177.1 months)	1.3 years (15.9 months)	5.2 years (62.4 months)	1.5 years (17.6 months)
Hazard Ratio (95% CI)	0.208 (0.094, 0.463)		0.253 (0.119, 0.537)	
p-value	<0.0001		<0.0001	
Reduction in Risk of Death	79%		75%	

- CUTX-101 showed significant clinical benefit in both CuHis-ET and CuHis-LT cohorts, with 75-79% reduction in risk of death compared to untreated Historical Control (HC-ET and HC-LT) arms, and increase in Median OS from 1.3 years to 14.8 years in the ET cohort
- Newborn screening will be key to allow early diagnosis of Menkes disease and treatment with CUTX-101

Early-treatment cohort: initiated treatment with CUTX-101 within 4 weeks of age

*Data presented as a virtual poster at the 2021 American Academy of Pediatrics (AAP) National Conference & Exhibition:
Kaler SG, et al, Copper Histidinate Treatment for Menkes Disease (Kinky Hair Syndrome)*

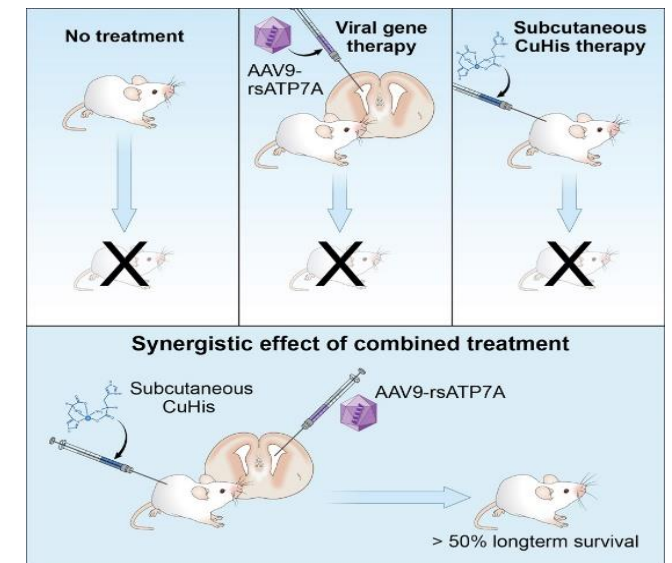
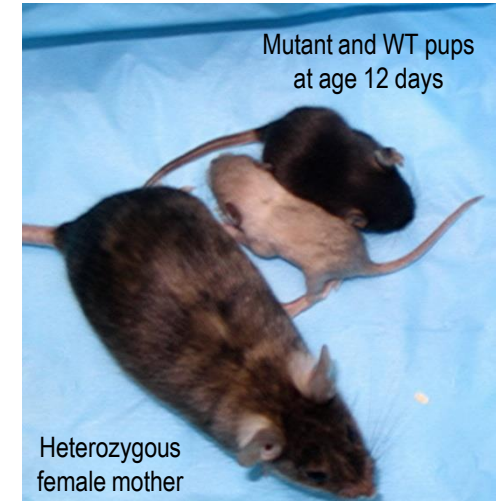
Kaplan-Meier Overall Survival Curves for Early Treatment Cohorts



- Data presented as a virtual poster at the 2021 American Academy of Pediatrics (AAP) National Conference & Exhibition: Kaler SG, et al, Copper Histidinate Treatment for Menkes Disease (Kinky Hair Syndrome)

▶ AAV-ATP7A Gene Therapy for Menkes Disease

- *Mottled – brindled* mouse model recapitulates the disease phenotype
 - *Atp7a*^{mo-br} phenotype
 - A 6 bp in-frame deletion in exon 11 of *Atp7a*
 - Depigmented coat color and curly whiskers
 - Premature death (~13 days of age)
 - Poor growth; Neurological symptoms
 - Low brain copper; Abnormal catecholamine levels
- NICHD has developed several constructs for reduced size, codon-optimized AAV-ATP7A gene therapy
- AAV-ATP7A + SC CuHis administration led to:
 - Improvements in muscle strength, balance and coordination in preclinical model
 - Improved biochemical phenotype (Cu and catecholamine)
 - Improved survival



Source: Stephen G. Kaler, MD; Haddad et al, 2018

Thank you!

Investor Contacts:

Cyprium Therapeutics, Inc.
Jaclyn Jaffe, Investor Relations
ir@cypriumtx.com

Business Development:

bd@cypriumtx.com